

Date Range: 1/1/2007 - 3/31/2007

Statistics

Days in Period	90		
Number of users surveyed:	243	Total pages tracked:	244,808
Number of devices surveyed:	38	Total B/W pages tracked:	203,572
Total number of print jobs tracked:	120,493	Total Color pages tracked:	41,236

Ratios

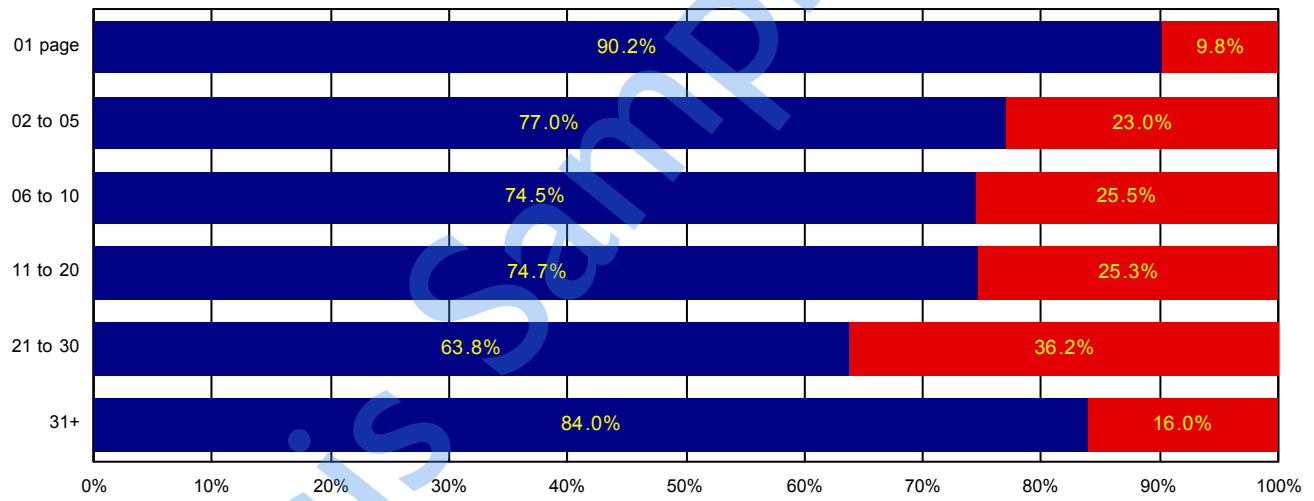
Ratio of users to devices:	6.39		
Average # Pages per print job:	2.03	# Pages per user daily:	11.19
Average # Print Jobs per device:	3,170.87	# Pages per device daily:	71.58
Average # Print Jobs per user:	495.86	# Color pages per user daily:	1.89

Date Range: 1/1/2007 - 3/31/2007

Job counts by number of pages in a print job

Number of Pages	Total Jobs	Color Pages	B/W Pages	Total Pages	Total Cost
01 page	98,653	9,692	88,961	98,653	21,778.00
02 to 05	17,496	10,527	35,270	45,797	9,079.56
06 to 10	2,507	4,763	13,903	18,666	5,335.58
11 to 20	1,108	4,015	11,845	15,860	4,652.40
21 to 30	333	3,033	5,343	8,376	2,263.80
31+	396	9,206	48,250	57,456	18,267.72
Totals:	120,493	41,236	203,572	244,808	61,377.07

Print Job Printing Profile
Color Pages in Red | B/W Pages in Blue



Date Range: 1/1/2007 - 3/31/2007

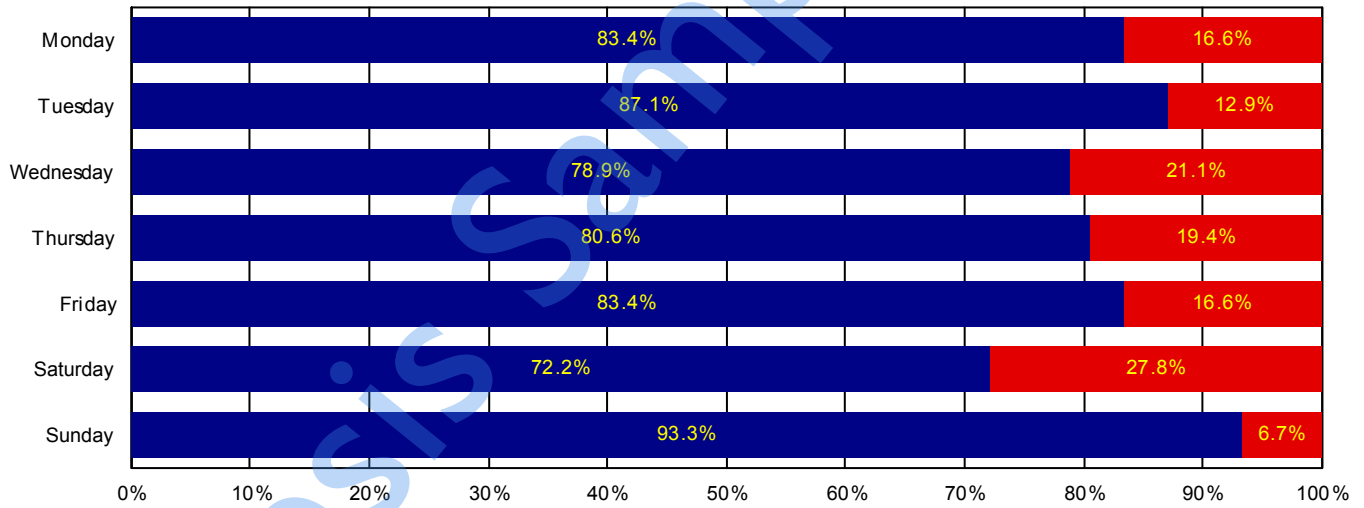
Printing trends by day of week

Nr	Day of The week	Total Jobs	Color Pages	B/W Pages	Total Pages	Total Cost
1	Monday	24,890	7,941	39,879	47,820	8,915.30
2	Tuesday	25,769	8,930	60,087	69,017	11,582.94
3	Wednesday	24,319	8,977	33,537	42,514	10,513.62
4	Thursday	23,047	7,853	32,555	40,408	8,613.23
5	Friday	19,621	6,699	33,703	40,402	20,488.94
6	Saturday	1,166	692	1,801	2,493	505.80
7	Sunday	1,681	144	2,010	2,154	757.24

Totals: 120,493.00 41,236 203,572 244,808 61,377.07

Day of the Week Printing Profile

Color Pages in Red | B/W Pages in Blue



Date Range: 1/1/2007 - 3/31/2007

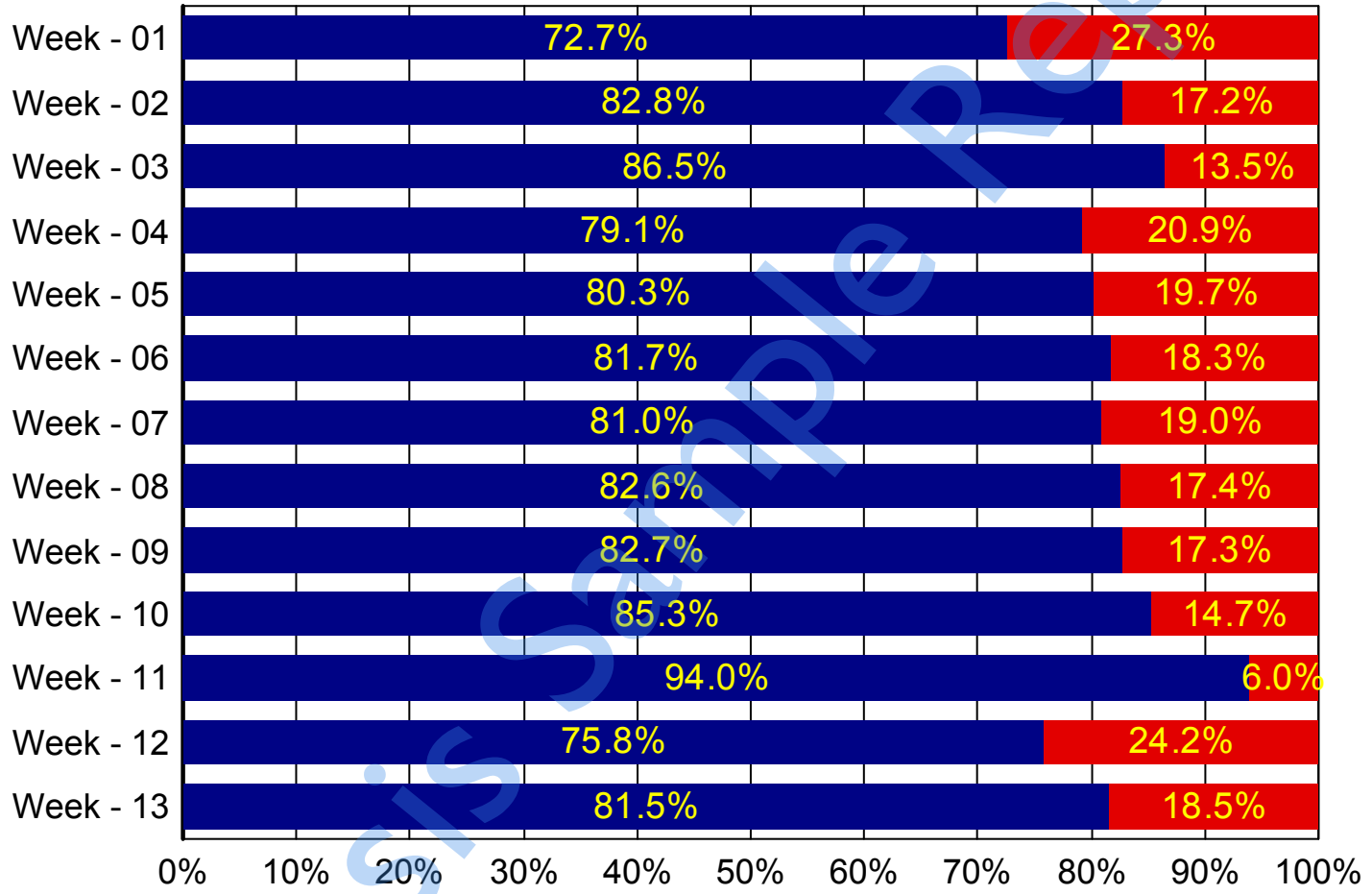
Printing trends for each week in assessment period

Week	Start Date -- End Date (Monday-Sunday)	Total Jobs	Color Pages	B/W Pages	Total Pages	Total Cost
1	January 01, 2007 - January 07, 2007	8,825	4,458	11,887	16,345	3,309.53
2	January 08, 2007 - January 14, 2007	11,079	3,917	18,853	22,770	10,413.34
3	January 15, 2007 - January 21, 2007	9,630	2,760	17,706	20,466	9,508.49
4	January 22, 2007 - January 28, 2007	9,778	3,727	14,147	17,874	4,275.70
5	January 08, 2007 - January 14, 2007	10,440	3,610	14,714	18,324	3,934.66
6	February 05, 2007 - February 11, 2007	9,252	3,040	13,574	16,614	3,712.28
7	February 12, 2007 - February 18, 2007	8,859	2,539	10,826	13,365	4,166.64
8	January 22, 2007 - January 28, 2007	8,529	2,725	12,975	15,700	5,304.64
9	February 26, 2007 - March 04, 2007	8,538	2,733	13,061	15,794	4,226.05
10	March 05, 2007 - March 11, 2007	10,059	2,864	16,600	19,464	3,810.62
11	March 12, 2007 - March 18, 2007	8,481	2,235	34,839	37,074	2,676.29
12	March 19, 2007 - March 25, 2007	8,394	3,820	11,982	15,802	2,956.72
13	March 26, 2007 - April 01, 2007	8,629	2,808	12,408	15,216	3,082.11
Totals:		120,493	41,236	203,572	244,808	61,377.07

Date Range: 1/1/2007 - 3/31/2007

Week Printing Profile

Color Pages in Red | B/W Pages in Blue



Date Range: 1/1/2007 - 3/31/2007

Top 5 Workgroups by Cost

Workgroup / Department	Group Description	Total Jobs	Color Pages	BW Pages	Total Pages	Total Cost
Finance		12,846	572	23,960	24,532	8,585.35
Marketing Communications		4,384	4,187	9,156	13,343	8,150.15
Corporate Accounting		6,923	5,756	7,488	13,244	4,603.74
Latin Americas Support Staff		6,585	281	10,193	10,474	4,412.22
Industrial Products Marketing		5,968	1,186	36,999	38,185	4,016.30

Top 5 Workgroups by Page Volume

Workgroup / Department	Group Description	Total Jobs	Color Pages	BW Pages	Total Pages	Total Cost
Industrial Products Marketing		5,968	1,186	36,999	38,185	4,016.30
Finance		12,846	572	23,960	24,532	8,585.35
West Region Support Staff		6,493	5,500	10,976	16,476	2,298.29
Product Assembly		6,434	7,310	7,432	14,742	3,769.83
Marketing Communications		4,384	4,187	9,156	13,343	8,150.15

Top 5 WorkGroups by Color Page Volume

Workgroup / Department	Group Description	Total Jobs	Color Pages	BW Pages	Total Pages	Total Cost
Product Assembly		6,434	7,310	7,432	14,742	3,769.83
Corporate Accounting		6,923	5,756	7,488	13,244	4,603.74
Small Products Marketing		7,863	5,671	7,410	13,081	2,693.97
West Region Support Staff		6,493	5,500	10,976	16,476	2,298.29
Marketing Communications		4,384	4,187	9,156	13,343	8,150.15

Date Range: 1/1/2007 - 3/31/2007

Top 25 Users by Color Page Volume

Username - First Name + Last Name	Total Jobs	Color Pages	BW Pages	Total Pages	Total Cost
I1295 - Chtjosesiis Forpetu	1,595	7,230	679	7,909	1,560.21
I0776 - SusjosestosiM. Gartapetr	3,311	5,610	3,266	8,876	2,552.65
I0387 - Robjoseosirt Fultapetr	952	3,557	1,088	4,645	784.76
I1266 - Wonure Kieuche	1,054	3,098	427	3,525	723.43
I0680 - ChrjosestinetosiC. Evatpets	2,585	3,064	1,867	4,931	1,322.51
I1339 - Sutjosesian Powtapets	1,550	1,545	1,157	2,702	668.48
I0007 - Suzjosestosine Chatauripete	787	1,416	437	1,853	590.05
I0533 - Dotjosesina Tertpeto	4,491	1,255	5,085	6,340	754.02
I1204 - Ashjoseosiey Luttpetr	1,208	1,141	2,570	3,711	515.00
I1329 - Rebjoseosica Flotapets	1,240	1,135	487	1,622	476.24
I1144 - Atojoseina Cuttapetr	993	1,112	927	2,039	336.09
I1160 - Detjoseiia Vaztapetz	1,048	1,011	1,050	2,061	443.55
I0241 - StejosehentosiE. Hultapety	1,210	959	1,479	2,438	261.02
I0636 - Brtjosesitt Sumtapetw	1,133	894	1,408	2,302	242.06
I0240 - Katjosesien McRtaupety	905	873	4,080	4,953	337.74
00015 - Moruewth Yueash	179	773	28,207	28,980	907.83
I1282 - Citjosesidy Loftpetz	610	678	4,715	5,393	325.62
I0965 - Erijosetosik. Smitpeth	748	562	874	1,436	432.76
I0353 - Juljoseatosilo Bootpete	685	494	792	1,286	137.53
I0983 - Altjosesixa Kaptaulpets	367	450	275	725	192.42
I0562 - Robjosestosi L. Eritaukpetn	370	374	3,202	3,576	6,040.44
I0620 - PaujosestosiH. Suttapetr	206	273	125	398	59.69
I1333 - Shtjosesina Valtapetz	383	252	473	725	62.96
I1062 - Saljoseosiie Hentpety	1,008	222	1,774	1,996	110.87
I0723 - Ctojoseiad Spetpets	139	202	207	409	90.48

Date Range:	1/1/2007 - 3/31/2007
Rate Schedule:	Default Rate

User Device	Total Jobs	Color Pages	B/W Pages	Total Pages	Total Cost	
00009 - Keukp Angeith	<u>Totals:</u>	<u>7</u>	<u>0</u>	<u>7</u>	<u>8.84</u>	
16D Plotter	4	0	4	4	8.75	
40 Hybrid MFP 3	1	0	1	1	0.03	
55 Hybrid MFP	2	0	2	2	0.06	
00015 - Moruweth Yueash	<u>Totals:</u>	<u>179</u>	<u>773</u>	<u>28,207</u>	<u>1,296.42</u>	
16D Plotter	28	0	52	52	72.76	
40 Hybrid MFP 3	1	0	1	1	0.03	
4D Color Plotter	10	7	11	18	221.82	
55 Hybrid MFP	138	766	28,141	28,907	997.43	
6D Plotter 2	2	0	2	2	4.38	
10005 - Davjosedtosij. Linpetu	<u>Totals:</u>	<u>171</u>	<u>0</u>	<u>420</u>	<u>31.50</u>	
24 Hybrid Laser	171	0	420	420	31.50	
10006 - Phijoseosiip Meipetu	<u>Totals:</u>	<u>1</u>	<u>0</u>	<u>1</u>	<u>0.03</u>	
50 Hybrid MFP	1	0	1	1	0.03	
10007 - Suzjosedtosine Chatauripete	<u>Totals:</u>	<u>787</u>	<u>1,416</u>	<u>437</u>	<u>1,255.02</u>	
Local Color All in one	787	1,416	437	1,853	1,255.02	
10013 - RobjoserttosiK. Mortapets	<u>Totals:</u>	<u>26</u>	<u>13</u>	<u>33</u>	<u>8.50</u>	
18 Hybrid Laser 2	2	0	2	2	0.15	
30 Hybrid Laser	13	13	17	30	7.78	
35 Hybrid MFP	5	0	6	6	0.18	
40 Hybrid MFP	6	0	8	8	0.39	
10039 - Jatjosesies Cobtpetr	<u>Totals:</u>	<u>5</u>	<u>0</u>	<u>5</u>	<u>0.21</u>	
50 Hybrid MFP	5	0	5	5	0.21	
10053 - JonjoseosiD. Holtauheipetr	<u>Totals:</u>	<u>126</u>	<u>123</u>	<u>76</u>	<u>199</u>	<u>85.13</u>
55 Hybrid MFP	16	0	18	18	0.54	
Local Color 12	109	122	58	180	83.94	
Local Color 27	1	1	0	1	0.65	
10079 - Dtojoseiwn Chitauhpetm	<u>Totals:</u>	<u>226</u>	<u>6</u>	<u>245</u>	<u>251</u>	<u>10.81</u>
24 Hybrid Laser	4	4	1	5	2.08	
25 Laser	2	2	0	2	1.00	
40 Hybrid MFP 2	74	0	88	88	2.64	
50 Hybrid MFP	146	0	156	156	5.10	
10087 - JefjoseyrtosiA. Grotpeth	<u>Totals:</u>	<u>222</u>	<u>5</u>	<u>220</u>	<u>225</u>	<u>9.13</u>
24 Hybrid Laser	2	5	0	5	2.50	
50 Hybrid MFP	220	0	220	220	6.63	



Workgroup / Department Summary

Itemized by Workgroup / Department

Date Range:	1/1/2007 - 3/31/2007
Rate Schedule:	Default Rate

Workgroup / Department	Total Jobs	Color Pages	B/W Pages	Total Pages	Total Cost
Central Region Support Staff	4,152	215	4,906	5,121	477.78
Consumer Products Research & Development	3,919	67	5,394	5,461	2,018.91
Corporate Accounting	6,923	5,756	7,488	13,244	4,603.74
East Region Support Staff	4,664	1,226	6,880	8,106	2,219.68
EMEA Support Staff	3,498	1,054	4,258	5,312	1,295.57
Finance	12,846	572	23,960	24,532	8,585.35
Human Resources	3,066	14	6,385	6,399	2,103.43
Industrial Products Marketing	5,968	1,186	36,999	38,185	4,016.30
Industrial Products Research & Development	5,263	3,661	9,003	12,664	2,351.16
Information Infrastructure Investment	3,814	1,216	4,778	5,994	1,957.84
Inventory	6,190	127	11,752	11,879	1,728.55
IT Support	3,854	200	5,376	5,576	1,844.60
Large Products Marketing	4,582	209	5,299	5,508	607.53
Latin Americas Support Staff	6,585	281	10,193	10,474	4,412.22
Legal	6,406	308	8,690	8,998	3,506.48
Marketing Communications	4,384	4,187	9,156	13,343	8,150.15
Materials Finance	4,237	1,073	5,878	6,951	913.24
Product Assembly	6,434	7,310	7,432	14,742	3,769.83
Small Products Marketing	7,863	5,671	7,410	13,081	2,693.97
Software Marketing	9,352	1,403	11,359	12,762	1,822.42
West Region Support Staff	6,493	5,500	10,976	16,476	2,298.29
Totals:	<u>120,493</u>	<u>41,236</u>	<u>203,572</u>	<u>244,808</u>	<u>61,377.07</u>